



Probing Solutions.
Made in Germany.

EN



KHT 1000D

Voltage Probe Calibration Generator

$\pm 100\text{ V}$ to $\pm 1000\text{ V}$

Datasheet



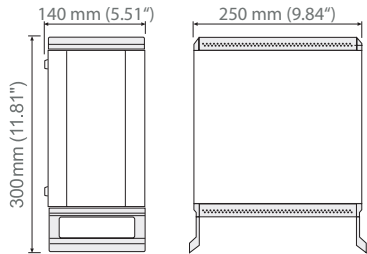
About Probe Calibration Generator KHT 1000D

The KHT 1000D generates DC voltages and steep-edged square-wave voltages up to $\pm 1000\text{V}$. The output voltage can be either positive or negative, so that both polarities can be tested without changing the probe connection. The edge steepness is identical for falling and rising edges. The output voltage, which can be switched in four ranges, is displayed digitally. The output voltage can be fully calibrated and thus complies with the requirements of ISO 9000 ff for complete monitoring of test equipment. With low rise and fall times of typical 14 ns and a low overshoot, even fast high voltage dividers can be evaluated, adjusted and calibrated. Via the integrated USB interface (optional GPIB) remote control the pulse width, repetition frequency (single pulses possible), square waves as well as DC voltages.

KEY FEATURES

- Output voltage up to $\pm 1000\text{V}$
- Rise time $< 14\text{ ns}$
- Rising and falling edge with equal edge steepness
- Common output for positive and negative output voltage
- Probe contacting via supplied BNC-4 mm adapter
- Regulated output voltage
- Remote control via USB interface (GPIB / IEEE-488.2 optional)
- Control via wired control unit (RCU-KHT 1000 optional)

Specifications

Electrical Specifications	
Square wave and DC voltage	$\pm 100\text{V} / \pm 200\text{V} / \pm 500\text{V} / \pm 1000\text{V}$ $\pm 100\text{V} \dots \pm 1000\text{V}^1$
Accuracy DC	$\pm 0.5\% / \pm 0.25\% / \pm 0.25\% / \pm 0.1\%$
Display Resolution	0.1V / 0.1V / 0.1V / 1V
Rise time	$< 14\text{ ns}$
Overshoot	$< 2\%$
Repetition frequency ²	50Hz, 1Hz - 100Hz ¹
Pulse width ²	5 ms, 1 ms - 100 ms ¹
Trigger output	10V (Signal-controller controlled)
Trigger pulse width	1 μs
Maximum load (max.)	100 pF
Potential	Output (low) is at earth-ground levels
Mains voltage	100V - 240V AC / 50Hz - 60Hz
Mechanical Specifications	
Dimensions (W x H x D)	approx. 250 mm x 140 mm x 300 mm 
Weight	approx. 2700g

Environmental Specifications		
Altitude	operating	up to 2000 m
	non-operating	up to 15000 m
Temperature Range	operating	0 °C to +55 °C
	non-operating	-40 °C to +71 °C
Maximum Relative Humidity	operating	80 % relative humidity for temperatures up to +31 °C, decreasing linearly to 40 % at +45 °C
	non-operating	95 % relative humidity for temperatures up to +40 °C

This product comes with 2 years warranty.
Specifications that are not marked as guaranteed are typical.

¹ For remote control adjustable in 62.5 mV / 1 Hz / 1 ms steps.

² Values are determined with an oscilloscope with an accuracy of $\pm 2\%$.

Scope of Delivery


The following items are included in the scope of delivery.

Item	Qty	Item	Qty
Calibration Generator KHT 1000D	1	Instruction manual	1
Power cord	1	Calibration certificate	1
4mm - BNC adapter	1	-	-

Ordering Information

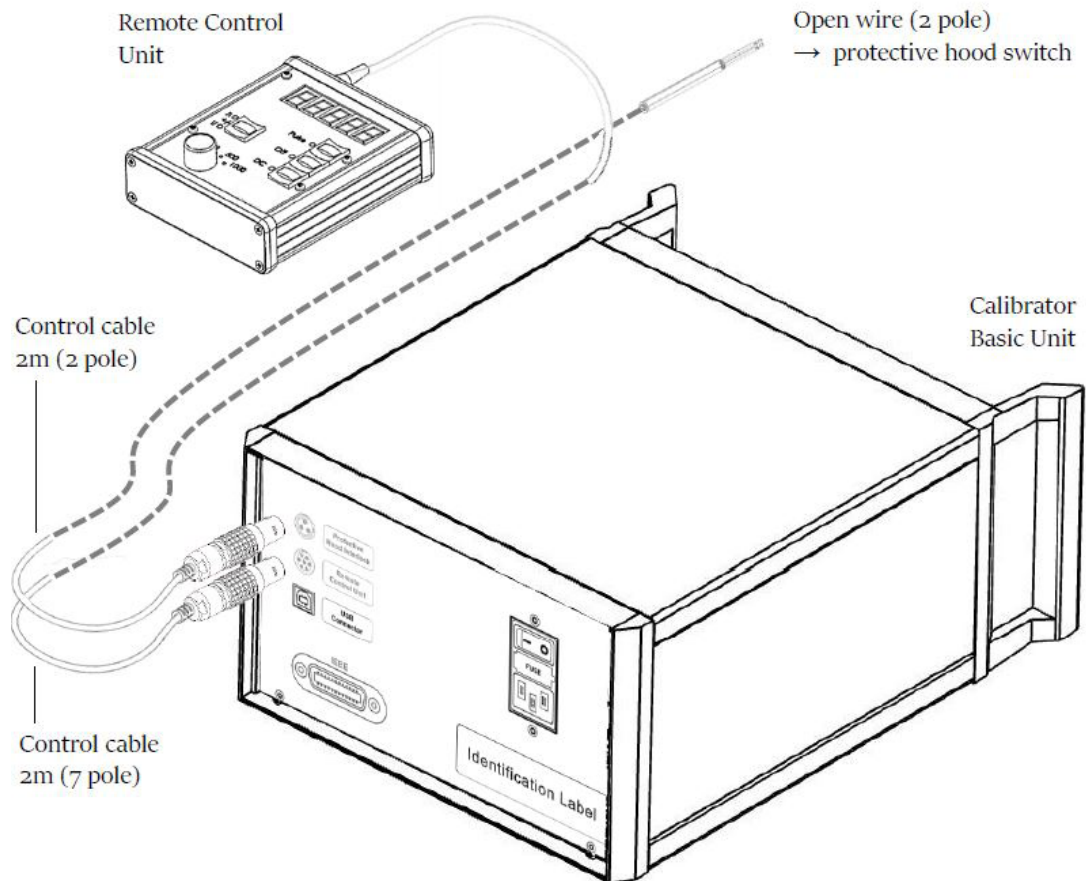
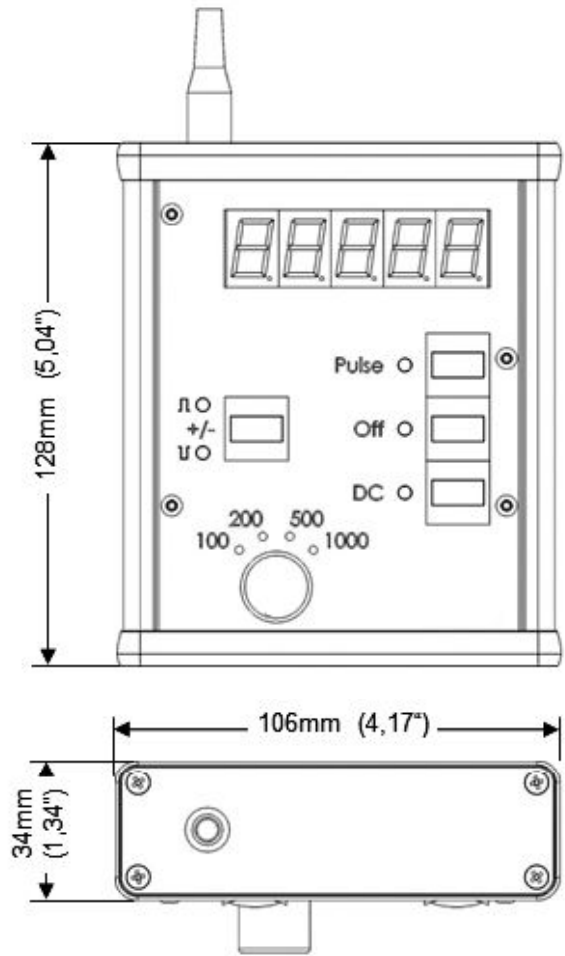
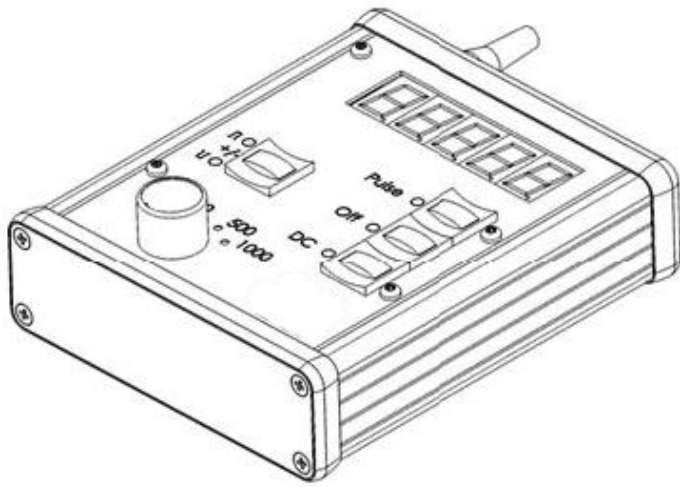
Model	Order No.
KHT 1000D	894-235-000

Options for KHT 1000D

Options	Order No.
 GPIB (IEEE-488.2) Interface 	GPIB-KHT1000
Additional interface for integration of the calibrator into a measurement software or for controlling the calibrator via PC.	---
 Remote Control Unit * 	RCU-KHT1000
Manual control unit for external control of the device. Connection to the device via control line and LEMO-Push-Pull connector.	

* For more information see manual.

Remote Control Unit: Dimensions and Connection



Manufacturer

PMK Mess- und Kommunikationstechnik GmbH
Koenigsteinerstrasse 98
65812 Bad Soden am Taunus, Germany

Phone: +49 (0) 6196 5927 - 930
Fax: +49 (0) 6196 5927 - 939

Internet: www.pmk.de
E-Mail: sales@pmk.de

Copyright © 2021 PMK - All rights reserved.

Information in this publication supersedes that in all previously published material.
Specifications are subject to change without notice.